

A 3D Light weight neural network for plant part segmentation and architectural trait extraction

Farah Saeed^{1,1} and Changying Li^{1,1}

¹University of Georgia

November 30, 2022

Abstract

Plant architecture is an important contributing factor for enhanced yield production and quality. The architecture traits are analyzed for crop health monitoring and genetic manipulation for generating high yielding varieties. Computer vision methods applied on 3D pointcloud allow more accurate extraction of architecture traits but consume more time and memory compared to 2D images. This study aims to design light weight 3D deep network for Cotton plant part segmentation and derive seven architectural traits of mainstem height, mainstem diameter, branch inclination angle, branch diameter, and number of branches, nodes, and cotton bolls. The pointcloud data is collected using FARO LiDAR scanner. The mainstem, branches and cotton bolls are manually annotated using Open3D. The preprocessing steps of denoising, normalization and down sampling are applied. 3D Deep network is designed to sample 1024, 512 and 256 points where neighborhood aggregation is performed at radius levels of 1cm, 5cm, and 30cm respectively. Features for remaining points are interpolated. The features from each radius level are concatenated and passed to multi-layer perceptron for pointwise classification. Results indicate that mean IoU and accuracy of 84% and 94% are achieved respectively. A 6.5 times speedup in inference time and 2.4 times reduction in memory consumption compared to Pointnet++ is gained. After applying postprocessing on part segments, an R square value of more than 0.8 and mean absolute percentage error of less than 11% are achieved on all derived architecture traits. The trait extraction results indicate potential utility of this process in plant physiology and breeding programs.

A 3D Light weight neural network for plant part segmentation and architectural trait extraction

Farah Saeed^{1,3}, Changying “Charlie” Li^{2,3}

¹Department of Computer Science, University of Georgia

²College of Engineering, University of Georgia

³Bio-sensing and Instrumentation Lab, University of Georgia

Plant architecture is an important contributing factor for enhanced yield production and quality. The architecture traits are analyzed for crop health monitoring and genetic manipulation for generating high yielding varieties. Computer vision methods applied on 3D pointcloud allow more accurate extraction of architecture traits but consume more time and memory compared to 2D images. This study aims to design light weight 3D deep network for Cotton plant part segmentation and derive seven architectural traits of mainstem height, mainstem diameter, branch inclination angle, branch diameter, and number of branches, nodes, and cotton bolls. The pointcloud data is collected using FARO LiDAR scanner. The mainstem, branches and cotton bolls are manually annotated using Open3D. The preprocessing steps of denoising, normalization and down sampling are applied. 3D Deep network is designed to sample 1024, 512 and 256 points where neighborhood aggregation is performed at radius levels of 1cm, 5cm, and 30cm respectively. Features for remaining points are interpolated. The features from each radius level are concatenated and passed to multi-layer perceptron for pointwise classification. Results indicate that mean IoU and accuracy of 84% and 94% are achieved respectively. A 6.5 times speedup in inference time and 2.4 times reduction in memory consumption compared to Pointnet++ is gained. After applying postprocessing on part segments, an R square value of more than 0.8 and mean absolute percentage error of less than 11% are achieved on all derived architecture traits. The trait extraction results indicate potential utility of this process in plant physiology and breeding programs.

A 3D Light weight network for Plant part segmentation and Architectural trait extraction

Farah Saeed^{1,3}, Changying “Charlie” Li^{2,3}

¹Department of Computer Science, ²College of Engineering,

³Biosensing and Instrumentation Lab, University of Georgia

Plant part segmentation

Plant architecture

LiDAR



A 3D Light weight network for Plant part segmentation and Architectural trait extraction

Farah Saeed, Changying "Charlie" Li
farah.saeed@uga.edu, cyli@uga.edu



Bio-Sensing and
Instrumentation Lab



Phenomics and Plant
Robotics Center
UNIVERSITY OF GEORGIA

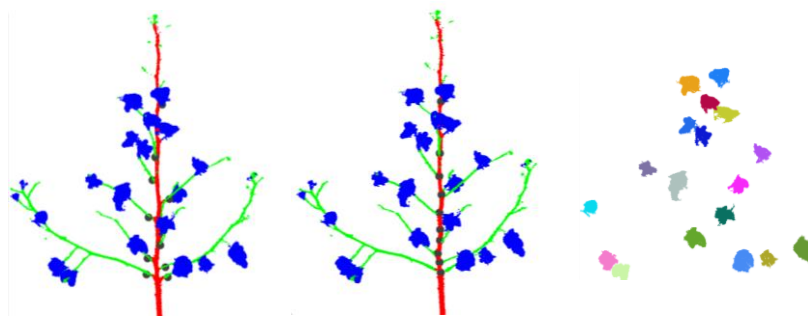
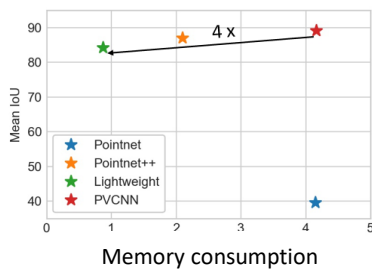
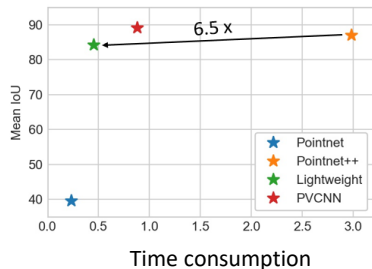
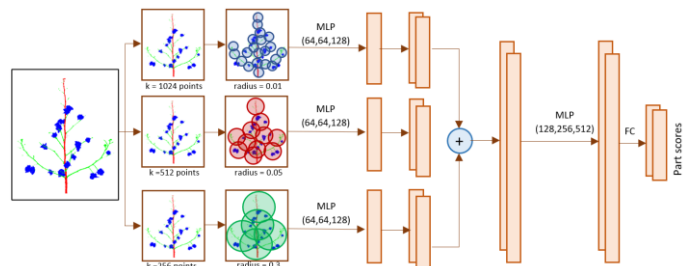


UNIVERSITY OF
GEORGIA

Classical 3D segmentation network – Pointnet++

- Using a single set abstraction layer.
- Different #samples in multiscale neighborhood aggregation.
 - ❖ Less #samples for large neighborhood.
 - ❖ More #samples with small neighborhood.

Light weight network

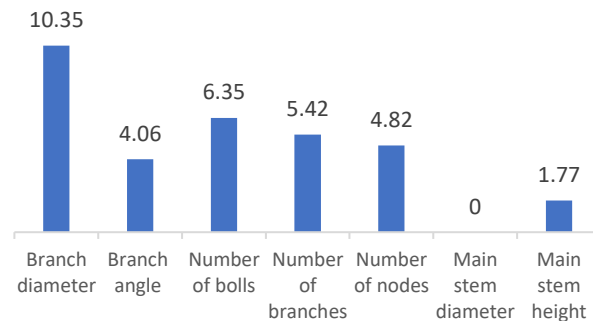


Branches

Nodes

Bolls

Mean absolute percentage error (%)



Cotton
Incorporated



GEORGIA
COTTON
COMMISSION